



4.2G (L)

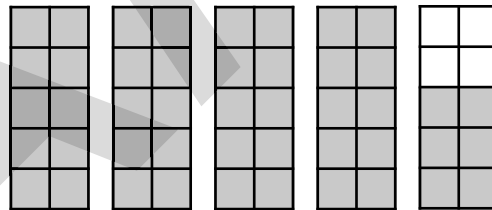
3. Which fraction is equal to the decimal represented in the place value chart below?

Tens	Ones		Tenths	Hundredths	Thousandths
0	0	.	4	1	0

- A**  $\frac{4}{100}$   
**B**  $\frac{41}{1,000}$   
**C**  $\frac{41}{10}$   
**D**  $\frac{41}{100}$

4.2G (L)

4. The model below is shaded to show  $4\frac{6}{10}$ .



Which decimal does the model represent?

- A** 0.46  
**B** 4.06  
**C** 4.6  
**D** 46.0



4.2A (M)

1. Vanessa wants to solve the following problem from her math book.

Daily Math

A+

How would moving the decimal point two places to the right change the value of 7 in this number?

607,243.88

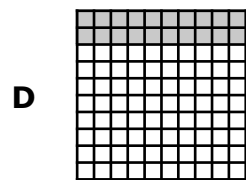
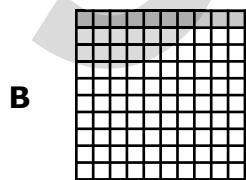


22

Which of the following answers should Vanessa select?

- A The 7 would be 100 times less.
- B The 7 would be 100 times greater.
- C The 7 would be one-hundredth less.
- D The 7 would be one-hundredth greater.

4.2G (M)

2. Which model shows  $\frac{8}{100}$  shaded?



This page may not be reproduced.



4.4A (L)

3. Karla works at a movie theater. On Friday, she sold 346 bags of popcorn. On Saturday, she sold 513 bags of popcorn. How many more bags of popcorn did Karla sell on Saturday than on Friday?

Record your answer in the boxes. Then fill in the bubbles. Be sure to use the correct place value.

			.		
0	0	0		0	0
1	1	1		1	1
2	2	2		2	2
3	3	3		3	3
4	4	4		4	4
5	5	5		5	5
6	6	6		6	6
7	7	7		7	7
8	8	8		8	8
9	9	9		9	9

4.4B (M)

4. Which of the following best completes the number sentence below?

$$\bigcirc \times 10 = \square$$

**A**  $\bigcirc$  3,024  
 $\square$  302,400

**C**  $\bigcirc$  1,283  
 $\square$  12,830

**B**  $\bigcirc$  6,815  
 $\square$  60,815

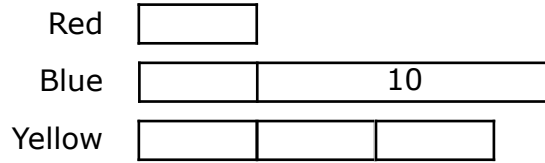
**D**  $\bigcirc$  9,714  
 $\square$  97,104

This page may not be reproduced.



4.5A (H)

3. Isa was making bracelets with beads. She had 10 more blue beads than red beads. She had 3 times as many yellow beads as red beads. The beads she had are represented in the diagram below.



Which expression correctly shows how to find the total number of beads Isa had?

- A  $r + 10 + 3r$
- B  $(10 + r) + 3r$
- C  $r + 10 + 3 + r$
- D  $r + (10 + r) + 3r$

4.5B (M)

4. Two gallons are equal to 16 pints. Which table correctly shows how many pints are in different numbers of gallons?

**A**

Number of Gallons	Number of Pints
1	16
2	24
3	32
4	40

**C**

Number of Gallons	Number of Pints
1	8
2	12
3	16
4	20

**B**

Number of Gallons	Number of Pints
2	16
3	24
4	32
5	40

**D**

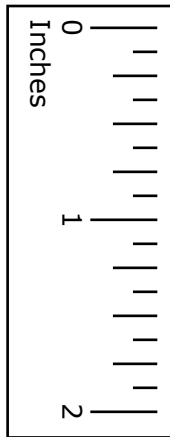
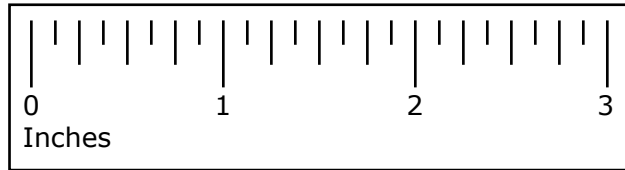
Number of Gallons	Number of Pints
2	16
3	32
4	48
5	64

This page may not be reproduced.



4.5D (M)

1. Look at the shape below.



What is the area of the rectangle?

- A 5 square inches
- B 6 square inches
- C 10 square inches
- D 15 square inches

4.6B (M)

2. Adrian wrote his name on a sheet of paper, as shown below.

**ADRIAN**

Which letters appear to have only one line of symmetry?

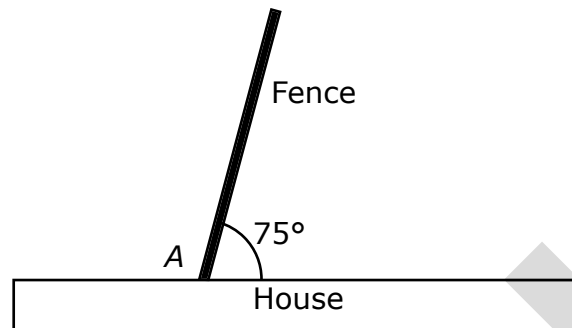
- A Letters A and I
- B Letters A and D
- C Letters R and N
- D Letters D and N

This page may not be reproduced.



4.7E (M)

3. A fence meets a house at a  $75^\circ$  angle, as shown in the diagram below.



Based on the diagram, what is the measure of angle  $A$ ?

- A  $105^\circ$
- B  $90^\circ$
- C  $75^\circ$
- D  $60^\circ$

4.8B (L)

4. The table below shows several conversions from yards to feet.

Yards	Feet
5	15
10	30
15	
30	90

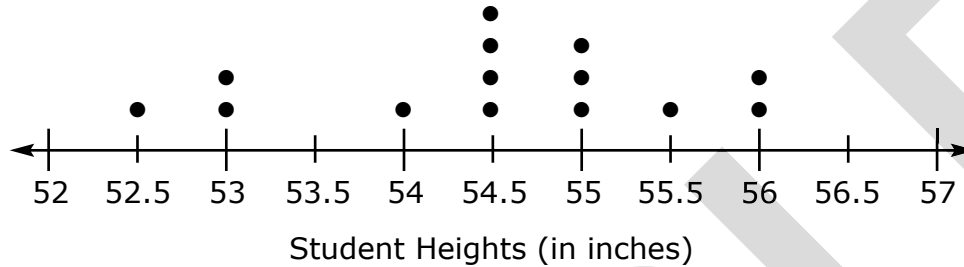
If a large classroom is 15 yards long, how long is it in feet?

- A 5
- B 7.5
- C 30
- D 45



4.9A (M)

1. Lana’s P.E. teacher measured the height of each student in her class, rounding each one to the nearest half-inch. The dot plot below shows the heights, in inches, of the students in Lana’s P.E. class.



According to the dot plot, which statement is true?

- A The shortest student in Lana’s P.E. class is 52 inches tall.
- B All of the students in Lana’s P.E. class are between 52 and 57 inches tall.
- C None of the students in Lana’s P.E. class are between 53 and 55 inches tall.
- D More students in Lana’s P.E. class are 55 inches tall than those who are 54.5 and 55.5 inches combined.

This page may not be reproduced.

4.9A (M)

2. Michelle is drying flowers to press into a scrapbook. The frequency table below shows the number of each type of flower she has.

**Flower Types**

Flower	Frequency
Hibiscus	III
Daisy	III I
Periwinkle	III IIII
Daffodil	III
Buttercup	III II

The frequency table shows that Michelle has—

- A 5 more daffodils than buttercups
- B 30 of five different types of flowers
- C more periwinkles than hibiscus and daisies combined
- D more periwinkles than daisies and daffodils combined



4.9A (H)

3. Look at the stem-and-leaf plot below.

Stem	Leaf
0	2 3 4 4 5 6 7 7 8 8 9
1	5 9
2	1 2 5 5 7 8 8
3	0 0 5 8
4	7 8 9 9
5	0
6	1 2 6 6 7 8 9
7	0
8	4
9	

Key: 0 | 2 = 2

Which problem situation can best be answered by the data displayed on the stem-and-leaf plot above?

- A How many more times did Randi spend jogging her 2-mile route in under 20 minutes than over 20 minutes?
- B How many more people under the age of 50 visited the butterfly exhibit at the zoo on Sunday than those 50 years or older?
- C What is the difference between the greatest and least number of ounces of milk Trina’s younger sister drank while home on Saturday?
- D What is the difference between the age of the youngest student and the age of the oldest student in Mrs. Monroe’s fourth-grade music class?

4.10A (L)

4. Tabitha sorted her monthly expenses into the two categories below.

**Tabitha’s Monthly Expenses**

Variable Expenses	Fixed Expenses
Electricity	Internet
Food	Mortgage
Utilities	Trash collection

Which expense would Tabitha most likely add to the column for fixed expenses?

- A Cable TV      C Savings
- B Entertainment   D Water

This page may not be reproduced.